

M/S BLUE CIRCLE SPECIALITY CHEMICALS PRIVATE LIMITED
BALANCE SHEET AS AT 31ST MARCH, 2022
 (All amounts in Thousands, unless otherwise stated)

Particulars	Note No.	Figures as at the end of current reporting period	Figures as at the end of previous reporting period
I. EQUITY AND LIABILITIES			
(1) Shareholder's Funds			
(a) Share Capital	2	500	500
(b) Reserves & Surplus	3	8983	9023
(2) Non-Current Liabilities			
Long-Term Borrowings	4	224	2351
(3) Current Liabilities			
(a) Other Payables	5	67	60
(b) Short-Term Provisions	6	30	30
Total Equity & Liabilities		9803	11963
II. ASSETS			
(1) Non-Current Assets			
(a) Non-current investments	7	126	126
(b) Long term loans and advances	8	2954	2954
(2) Current Assets			
a) Cash and cash equivalents	9	5888	8048
b) Other current assets	10	835	835
Total Assets		9803	11963

NOTES TO ACCOUNTS


1

Notes referred to above and attached there to form an integral part of Balance Sheet


This is the Balance Sheet referred to in our Report of even date.

FOR JAIN PACHORI AND ASSOCIATES LLP
 CHARTERED ACCOUNTANTS
 Firm Registration No. W100589

DIRECTORS



1. Mr. Akshay B. Arora
 DIN: 00105637





2. Mrs. Archana A. Arora
 DIN: 00105758

DATE:- 27.07.2022

UDIN:-22187615ANRVUJ6543

PLACE:- THANE


 (ABHISHEK JAIN)
 Designated Partner
 MEM NO. 187615



M/S BLUE CIRCLE SPECIALITY CHEMICALS PRIVATE LIMITED
PROFIT & LOSS STATEMENT FOR THE PERIOD ENDED ON 31ST MARCH, 2022
 (All amounts in Thousands, unless otherwise stated)

Sr. No	Particulars	Note No.	Figures as at the end of current reporting period	Figures as at the end of previous reporting period
I	Revenue from operations			
II	Other Income		0	0
III	III. Total Income (I+II)	11	2	0
IV	<u>Expenses:</u>		2	0
	Other Expenses			
	Total Expenses (IV)	12	43	30
V	Profit before exceptional and extraordinary items and tax	(III - IV)	43	30
VI	Exceptional Items		-41	-30
VII	Profit before extraordinary items and tax (V - VI)		0	0
VIII	Extraordinary Items		-41	-30
IX	Profit before tax (VII - VIII)		0	0
X	<u>Tax expenses:</u>			
	(1) Current tax		0	0
	(2) Deferred tax		0	0
XI	Profit(Loss) from the period from continuing operations	(IX-X)	-41	-29,819
XII	Profit/(Loss) from discontinuing operations		0	0
XIII	Tax expense of discounting operations		0	0
XIV	Profit/(Loss) from Discontinuing operations (XII - XIII)		0	0
XV	Profit/(Loss) for the period (XI + XIV)		0	0
XVI	Earning per equity share:			
	(1) Basic		-41	-30
	(2) Diluted		-8.12	-5.96
			-8.12	-5.96


NOTES TO ACCOUNTS


Notes referred to above and attached there to form an integral part of Profit & Loss Statement
 This is the Profit & Loss Statement referred to in our Report of even date.


FOR JAIN PACHORI AND ASSOCIATES LLP
 CHARTERED ACCOUNTANTS
 Firm Registration No. W100589


DIRECTORS

DATE:- 27.07.2022
 UDIN:-22187615ANRVUJ6543
 PLACE:- THANE


 (ABHISHEK JAIN)
 Designated Partner
 MEM NO. 187615




 1. Mr. Akshay B. Arora
 DIN: 00105637


 2. Mrs. Archana A. Arora
 DIN :00105758

M/S BLUE CIRCLE SPECIALITY CHEMICALS PRIVATE LIMITED
Notes Forming Integral Part of the Balance Sheet as at 31st March, 2022
(All amounts in Thousands, unless otherwise stated)

Note No. : 2 Share Capital

Sr. No	Particulars	Current Year	Previous Year
1	AUTHORIZED CAPITAL 5000 Equity Shares of Rs.100/- Each (Previous Year 5000 Equity shares of Rs. 100/- each)	500	500
		500	500
2	ISSUED, SUBSCRIBED & PAID UP CAPITAL 5000 Equity Shares of Rs.100/- Each fully paid-up (Previous Year 5000 Equity Shares)	500	500
	Total	500	500

(i) Reconciliation of shares outstanding at the beginning and at the end of the reporting period

Equity Shares	31-Mar-22		31-Mar-21	
	No.	Amount	No.	Amount
At the beginning of the year	5,000	500.00	5,000	500.00
Add: Issued during the year	-	-	-	-
Outstanding at the end of year	5,000	500.00	5,000	500.00

(ii) Terms / right attached to equity shares

The Company has only one class of equity share having a par value of Rs.100/- per share. Each shareholder of equity is entitled to one vote per share.

(iii) Details of shares held by shareholders more than 5% of aggregate equity shares in the Company:

Equity Shares	31-Mar-21		31-Mar-20	
	No.	Shareholding %	No.	Shareholding %
Akshay Arora	1,050	21.00	1,050	21.00
Archana Arora	3,950	79.00	3,950	79.00

(iv) Shares held by promoters at the end of the year

Sr. No	Promoter Name	No. of Shares	% of Total shares	% Change during the year
1	Akshay Arora	1050	21.00	-
2	Archana Arora	3950	79.00	-
	Total	5000	100.00	



⊕ Akshay Arora

⊕ Archana Arora

M/S BLUE CIRCLE SPECIALITY CHEMICALS PRIVATE LIMITED
Notes Forming Integral Part of the Balance Sheet as at 31st March, 2022
(All amounts in Thousands, unless otherwise stated)

Note No : 3 Reserves & Surplus

Sr. No	Particulars	Current Year	Previous Year
	Surplus (Profit & Loss Account)		
	Balance brought forward from previous year	9023	9066
	Add: Profit for the period	-41	-30
	Less:- Short Provision for Income Tax of earlier years	0	14
	Add:- Refund Received for AY 2015-16	0	0
	Total	8983	9023

Note No : 4 Long Term Borrowings

Sr. No	Particulars	Current Year	Previous Year
	Unsecured Loans		
	Loans From Directors	0	2127
	Advances taken against property/Others	224	224
	Total	224	2351

Note No : 5 Other Payable

Sr. No	Particulars	Current Year	Previous Year
1	Other Payables	67	60
	Total	67	60

Note No : 6 Short Term Provisions

Sr. No	Particulars	Current Year	Previous Year
1	Short Term Provisions	30	30
	Total	29.5	29.5



⑧ Anshu Anand

⑧ Anand.

M/S BLUE CIRCLE SPECIALITY CHEMICALS PRIVATE LIMITED
Schedules Forming Integral Part of the Balance Sheet as at 31st March, 2022
 (All amounts in Thousands, unless otherwise stated)

Note No : 7 Non Current Investment

Sr. No	Particulars	Current Year	Previous Year
1	Investment in Equity Instrument	126	126
	Total	126	126

Note No : 8 Long Term Loans and Advances

Sr. No	Particulars	Current Year	Previous Year
1)	Capital Advances Secured, Considered Good :	2954	2954
	Total	2954	2954

Note No : 9 Cash & Cash Equivalent

Sr. No	Particulars	Current Year	Previous Year
	Cash on Hand	4	4
	In Current Account		
1	DNSB Current Account	3968	3966
2	Kotak Mahindra	1915	4078
	Total	5888	8048

Note No : 10 Other Current Assets

Sr. No	Particulars	Current Year	Previous Year
1	Others(Virbala Arora)	35	35
2	Taxes Paid (Net)	800	800
	Total	835	835



⊕ Arun Arora

⊕ Arora

M/S BLUE CIRCLE SPECIALITY CHEMICALS PRIVATE LIMITED
Notes Forming Part of the Profit & Loss Accounts as at 31st March, 2022
(All amounts in Thousands, unless otherwise stated)

Note No: 11 Other Income

Sr. No	Particulars	Current Year	Previous Year
	Dividend	2	0
	Total	2.025	0

Note No : 12 Other Expenses

Sr. No	Particulars	Current Year	Previous Year
1	Auditors Remuneration	30	30
2	ROC Challans	13	0
3	Bank charges	0	0
	Total	43	30



Ⓟ Anshu Anshu

Ⓟ Anshu.

M/S BLUE CIRCLE SPECIALITY CHEMICALS PRIVATE LIMITED
 NOTES TO THE FINANCIAL STATEMENTS FOR THE YEAR ENDED 31st MARCH, 2022

13 Disclosure of the Financial Ratios :-

(All amounts in Thousands, unless otherwise stated)

Sr No	Particulars	CURRENT	PREVIOUS	% Variance FY22 & FY21
		YEAR 31ST MARCH,2022	YEAR 31ST MARCH,2021	

a) Current Ratio

	Current Assets	
:	Current Liabilities	Current Liabilities
	= $\frac{6,722}{96}$	= $\frac{8,883}{90}$
	= 69.81	= 99.25



Note : The Change in Current ratio is due to Company has repaid its Long Term loan in current year

b) Debt-Equity Ratio

	Debt Fund	
:	Equity Fund	Debt Fund
	= $\frac{224}{9,483}$	= $\frac{2,351}{9,523}$
	= 0.02	= 0.25

Note : The Change in Debt- Equity Ratio is due to Company has repaid its Long Term loan in current year



(90)

(30)

c) **Debt Service Coverage Ratio**

$$\frac{\text{Net Operating Income}}{\text{Total Debt Service}}$$

$$\frac{\text{Net Operating Income}}{\text{Total Debt Service}}$$

Note : Since the Debt in the Company are from related parties which do not attract interest, this Ratio is not applicable

d) **Return on Equity Ratio**

$$\frac{\text{Net Profit after Tax}}{\text{Shareholders Equity}}$$

$$\frac{\text{Net Profit after Tax}}{\text{Shareholders Equity}}$$

$$= \frac{(41)}{9,483}$$

$$= \frac{(29)}{95,229}$$

$$= (0.00)$$

$$= (0.00)$$

1,308

Note : In absence of Turnover in the Company, this Ratio is Negative

e) **Inventory Turnover Ratio**

$$\frac{\text{Turnover}}{\text{Average Inventory}}$$

$$\frac{\text{Turnover}}{\text{Average Inventory}}$$

Note : In absence of Turnover & Inventory in the Company, this Ratio is not applicable

f) **Trade Receivables Turnover Ratio**

$$\frac{\text{Net Credit Sales}}{\text{Average Debtors}}$$

$$\frac{\text{Net Credit Sales}}{\text{Average Debtors}}$$

Note : In absence of Turnover in the Company, this Ratio is not applicable

g) **Trade Payables Turnover Ratio**

$$\frac{\text{Net Credit Purchases}}{\text{Average Creditors}}$$

$$\frac{\text{Net Credit Purchases}}{\text{Average Creditors}}$$

Note : In absence of Purchase in the Company, this Ratio is not applicable

h) **Net Capital Turnover Ratio**

$$\frac{\text{Net annual Sales}}{\text{Working Capital}}$$

$$\frac{\text{Net annual Sales}}{\text{Working Capital}}$$

Note : In absence of Turnover in the Company, this Ratio is not applicable



Handwritten signature and initials:
 [Signature]
 [Initials]

i) **Net Profit Ratio**

: $\frac{\text{Net Profit after Tax}}{\text{Turnover}}$

Note : In absence of Turnover in the Company, this Ratio is not applicable

j) **Return on Capital Employed**

: $\frac{\text{EBIT}}{\text{Capital Employed}}$
 $= \frac{(41)}{9,706}$
 $= (0.00)$

Note : In absence of Turnover in the Company, this Ratio is Negative

k) **Return on Investment**

: $\frac{\text{Return on Investment}}{\text{Cost of Investment}}$
 $= \frac{2}{126}$
 $= 1.61\%$

$\frac{\text{Net Profit after Tax}}{\text{Turnover}}$

$\frac{\text{EBIT}}{\text{Capital Employed}}$
 $= \frac{(30)}{11,874}$
 $= (0.00)$

$\frac{\text{Return on Investment}}{\text{Cost of Investment}}$
 $= \frac{-}{126}$
 $= 0.00\%$



Arjun Dave

Admas

M/S BLUE CIRCLE SPECIALITY CHEMICALS PRIVATE LIMITED
Break-up of Schedule Items appearing in Balance Sheet as at 31st March, 2022
 (All amounts in Thousands, unless otherwise stated)

A Loan from Directors

Sr. No	Particulars	Current Year	Previous Year
1	Akshay Arora	0	2127
	Total in `	0	2127

B Loans & Advances taken From Other Parties

Sr. No	Particulars	Current Year	Previous Year
1	Ajay Raychand Nansee	224	224
	Total	224	224

C Other Payable

Sr. No	Particulars	Current Year	Previous Year
1	Sadquevali Chimthanawala	2	31
2	Jain Pachori Associates LLP	59	30
3	Akshay Arora	6	0
	Total	67	60

D Short Term Provisions

Sr. No	Particulars	Current Year	Previous Year
1	Audit Fess Payable	30	30
	Total	30	30

E Advances against property

Sr. No	Particulars	Current Year	Previous Year
	Capital Assets		
	<u>Secured, Considered Good :</u>		
1	Nansee Constructions Pvt Ltd.	2469	2469
2	Advance against Plot	486	486
	Total in `	2954	2954

F Other Loans & Advances

Sr. No	Particulars	Current Year	Previous Year
1	Tax on Regular Asst AY 2012-13	800	800
2	Virbala Arora	35	35
	Total in `	835	835



① Akshay Arora
 ② Admes.